

浙大三色

Email:sensing@sensingm.com

Tel:+86 571 85021543 Fax:+86 571 87977635

---

## ROLED

---

灯具名称: 投光灯

灯具描述: F1121A-1-24DC-RC-Y (15-XL-1RGBWN-AJ, P4)

报告编号:

电压(V): 23.9000

测试编号: 20210412002

电流(A): 0.2410

光源规格型号: XL

功率(W): 5.7000

每个光源光通量(lm)

功率因数: 1.0230

光源数量: 1

镇流器型号:

发光面长度(mm): 50

发光面宽度(mm): 50

测试模式: C

发光面高度(mm): 0

---

## 光度结果

---

灯具光通量(lm): 235.74

灯具效能(lm/w): 41.36

中心光强(cd): 2158.629

最大光强(cd): 2169.372

最大光强角度: C=30.0  $\gamma$ =0.0

半峰边角(50%Imax): [C0/180]Total=15.3

[C90/270]Total=15.3

光束扩散角(10%Imax): [C0/180]Total=28.5

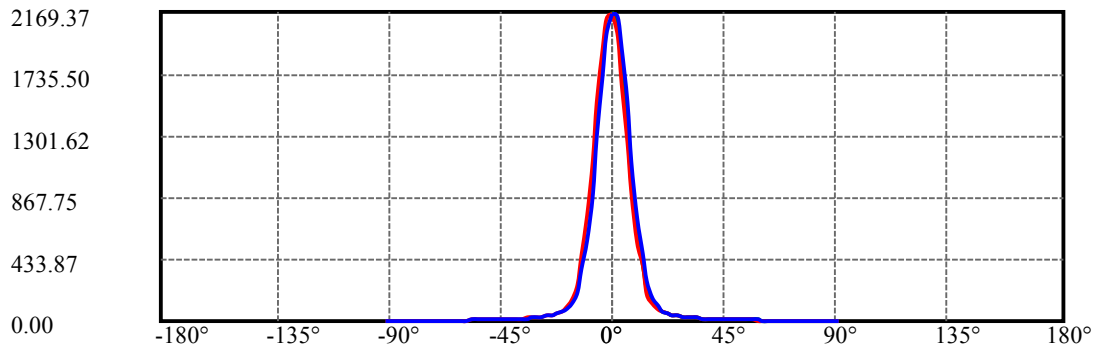
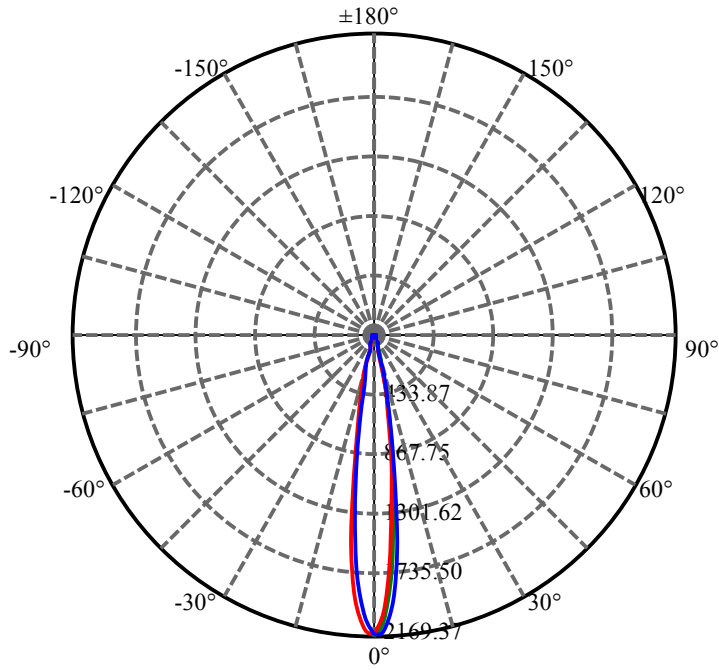
[C90/270]Total=29.0

---

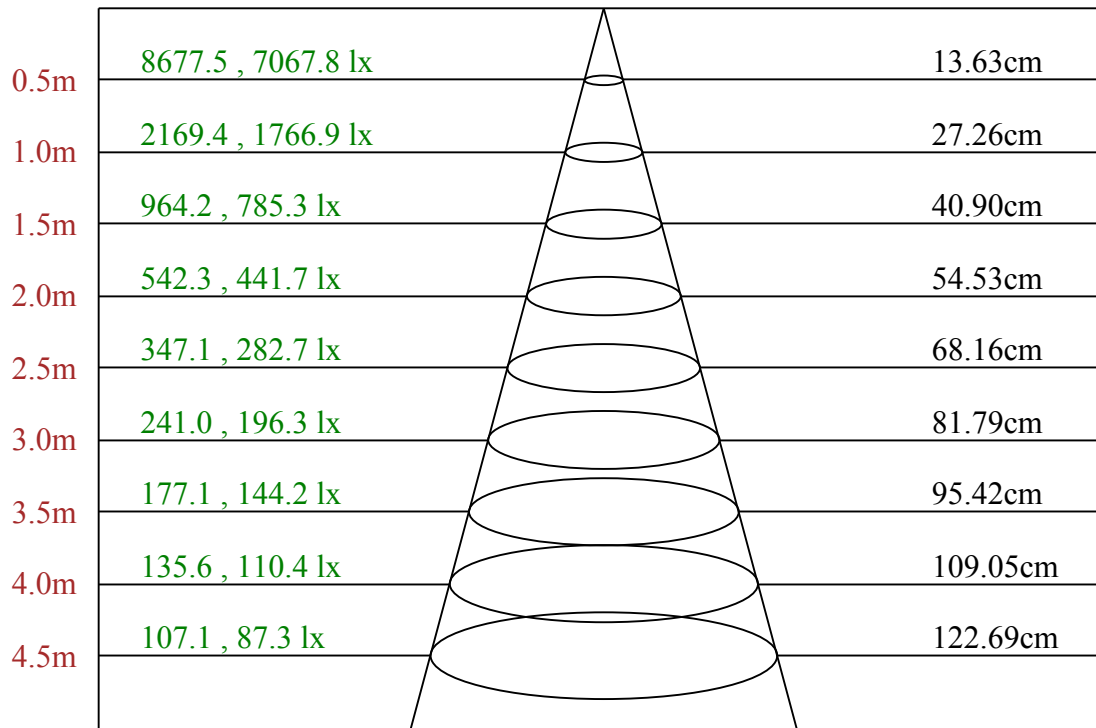
测试设备: GMS1800  
环境温度(°C): 25.0

测试日期: 2021/4/12  
环境湿度(%): 60.0%

测试人员: anpeilou  
测试距离(m): 8.76

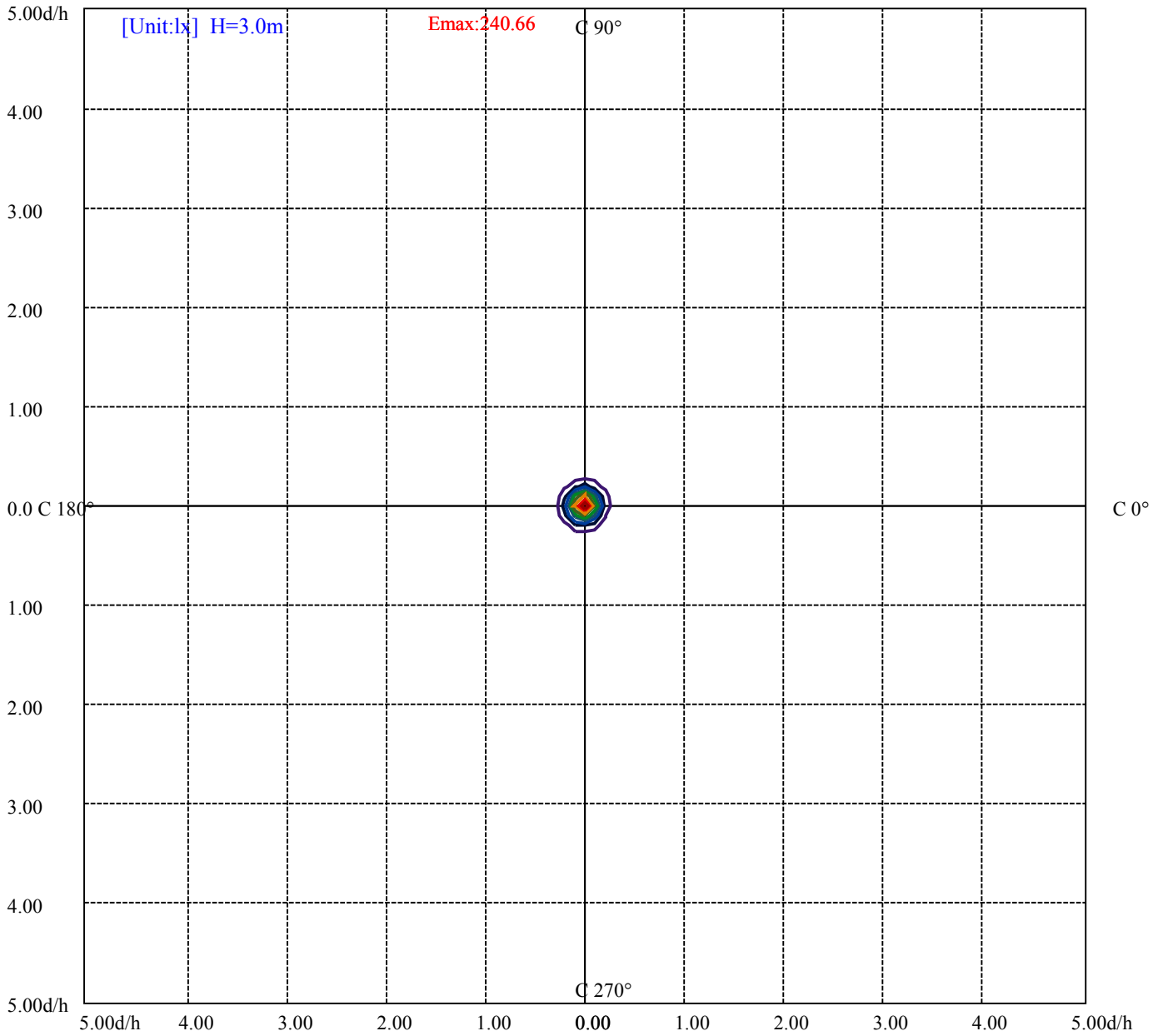


C30(Max): ——  
C0/C180: ——  
C90/C270: ——



Max , Ave    C30面光束角15.53

ROLED 投光灯  
平面等照度曲线



- (10%Emax) 24.06567
- (20%Emax) 48.13133
- (30%Emax) 72.197
- (40%Emax) 96.26266
- (50%Emax) 120.3278
- (60%Emax) 144.3945
- (70%Emax) 168.46
- (80%Emax) 192.5256
- (90%Emax) 216.5911

# ROLED 投光灯

## 灯具的亮度限制曲线(灯具无发光侧边)

亮度值表

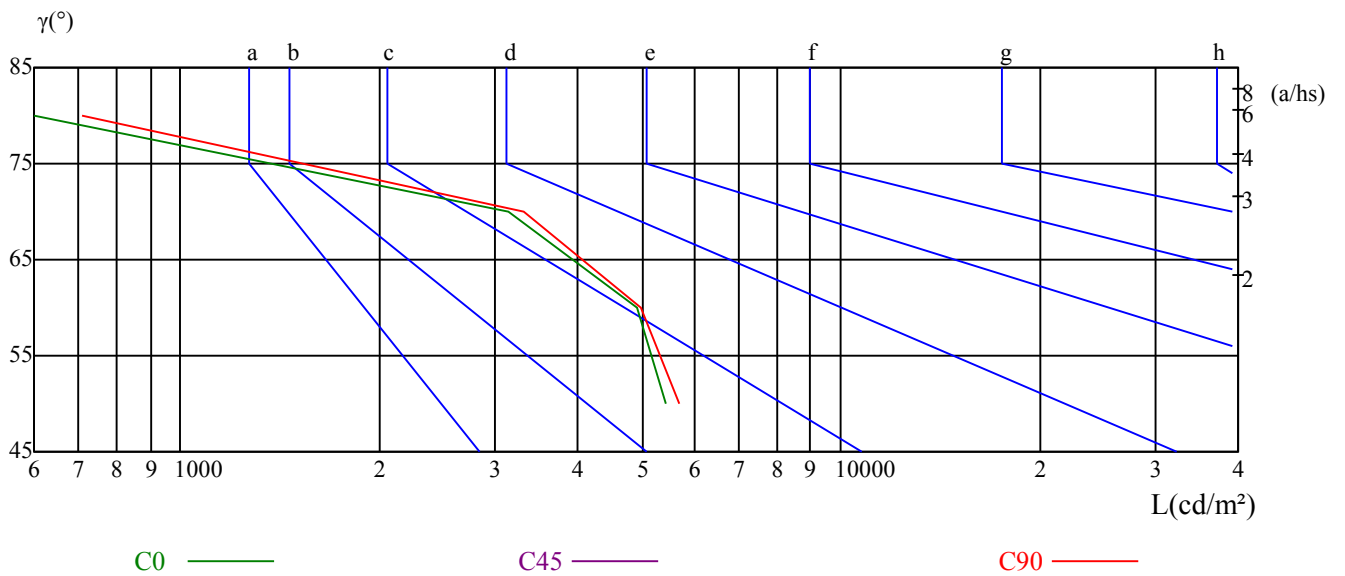
$\gamma$	45	50	55	60	65	70	75	80	85
C0	0	5444	0	4911	0	3141	0	530	0
C45	0	0	0	0	0	0	0	0	0
C90	0	5683	0	4973	0	3321	0	707	0

L横(65)	L纵(65)	L45(65)	L横(75)	L纵(75)	L45(75)	L横(85)	L纵(85)	L45(85)
0	0	0	0	0	0	0	0	0

眩光等级表

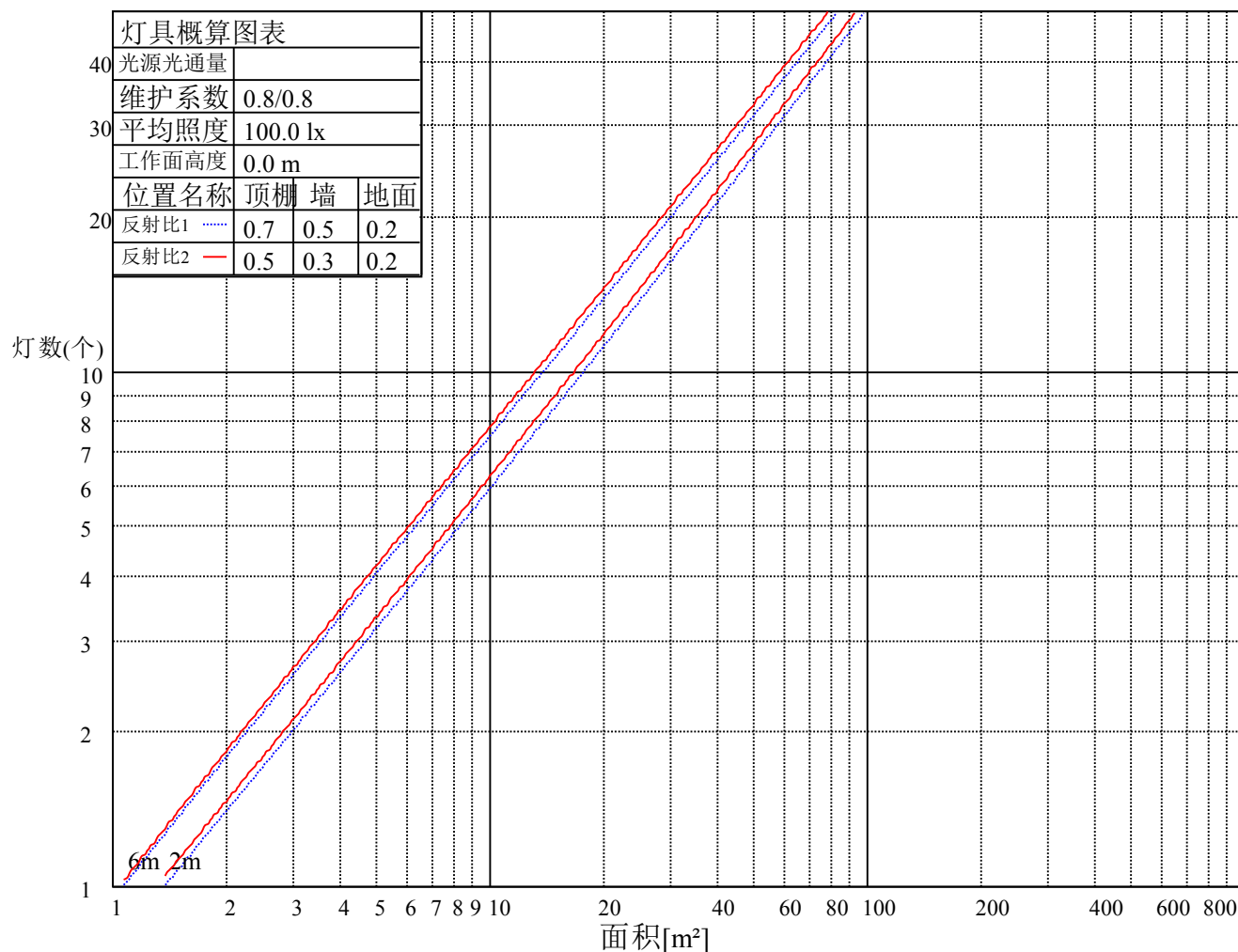
眩光等级	质量等级	使用照度(lx)							
1.15	A	2000	1000	500	$\leq 300$				
1.5	B		2000	1000	500	$\leq 300$			
1.85	C			2000	1000	500	$\leq 300$		
2.2	D				2000	1000	500	$\leq 300$	
2.55	E					2000	1000	500	$\leq 300$
		a	b	c	d	e	f	g	h

亮度限制曲线



参照UGR的照射评估											
天花板反射率	70	70	50	50	30	70	70	50	50	30	
墙壁反射率	50	30	50	30	30	50	30	50	30	30	
地板反射率	20	20	20	20	20	20	20	20	20	20	
空间尺寸	Viewed crosswise					Viewed endwise					
X	Y										
2H	2H	17.45	18.45	17.81	18.76	19.07	17.36	18.35	17.72	18.67	18.98
	3H	18.43	19.31	18.81	19.64	20.01	18.34	19.22	18.72	19.55	19.92
	4H	18.60	19.41	19.01	19.77	20.16	18.50	19.31	18.90	19.66	20.05
	6H	18.57	19.32	18.99	19.69	20.09	18.46	19.20	18.88	19.58	19.97
	8H	18.52	19.22	18.96	19.61	20.02	18.41	19.10	18.84	19.50	19.91
	12H	18.47	19.14	18.91	19.52	19.96	18.35	19.02	18.79	19.40	19.83
4H	2H	17.73	18.55	18.14	18.90	19.29	17.66	18.47	18.07	18.83	19.21
	3H	18.84	19.51	19.26	19.92	20.32	18.77	19.43	19.19	19.84	20.25
	4H	19.05	19.64	19.49	20.06	20.51	18.96	19.55	19.40	19.98	20.43
	6H	19.03	19.54	19.50	19.99	20.46	18.94	19.44	19.41	19.89	20.37
	8H	18.97	19.44	19.45	19.89	20.37	18.87	19.34	19.35	19.79	20.27
	12H	18.92	19.32	19.41	19.81	20.29	18.81	19.22	19.31	19.71	20.19
8H	4H	19.01	19.48	19.49	19.93	20.41	18.93	19.40	19.41	19.85	20.33
	6H	19.00	19.37	19.51	19.87	20.36	18.90	19.27	19.41	19.78	20.26
	8H	18.94	19.27	19.47	19.79	20.29	18.84	19.17	19.37	19.69	20.19
	12H	19.66	19.94	20.18	20.44	21.02	19.57	19.85	20.09	20.35	20.93
12H	4H	18.95	19.36	19.45	19.85	20.33	18.87	19.28	19.36	19.77	20.24
	6H	19.19	19.26	19.47	19.73	20.28	19.10	19.17	19.38	19.64	20.19
	8H	18.89	19.18	19.42	19.67	20.25	18.80	19.08	19.32	19.58	20.16
对应照射距离，改变观察者位置S											
S = 1.0H	0.4/-0.6					0.5/-0.6					
S = 1.5H	1.1/-1.2					1.2/-1.2					
S = 2.0H	2.8/-1.9					2.7/-1.9					
标准表格	BK2					BK2					
更正系数	-3.6					-3.7					

# ROLED 投光灯 灯具的概算曲线



# ROLED 投光灯

## 灯具的利用系数表

RHOCC	80			70			50			30			10			0
RHOW	50	30	10	50	30	10	50	30	10	50	30	10	50	30	10	0
RCR	COEFFICIENTS OF UTILIZATION RHOFC=20 CU															
0	1.19	1.19	1.19	1.16	1.16	1.16	1.11	1.11	1.11	1.06	1.06	1.06	1.02	1.02	1.02	1.00
1	1.13	1.11	1.09	1.10	1.09	1.07	1.06	1.05	1.04	1.03	1.02	1.01	0.99	0.99	0.98	0.96
2	1.07	1.04	1.01	1.05	1.03	1.00	1.02	1.00	0.98	0.99	0.97	0.96	0.97	0.95	0.94	0.92
3	1.02	0.99	0.96	1.01	0.98	0.95	0.98	0.96	0.93	0.96	0.94	0.92	0.94	0.92	0.91	0.89
4	0.98	0.94	0.91	0.97	0.93	0.91	0.95	0.92	0.90	0.93	0.91	0.89	0.92	0.89	0.88	0.86
5	0.95	0.91	0.88	0.94	0.90	0.87	0.92	0.89	0.86	0.91	0.88	0.86	0.89	0.87	0.85	0.84
6	0.92	0.88	0.85	0.91	0.87	0.84	0.90	0.86	0.84	0.89	0.86	0.83	0.87	0.85	0.83	0.82
7	0.89	0.85	0.82	0.89	0.85	0.82	0.88	0.84	0.82	0.86	0.83	0.81	0.86	0.83	0.81	0.80
8	0.87	0.83	0.80	0.86	0.83	0.80	0.85	0.82	0.80	0.85	0.82	0.79	0.84	0.81	0.79	0.78
9	0.85	0.81	0.78	0.84	0.81	0.78	0.84	0.80	0.78	0.83	0.80	0.78	0.82	0.79	0.77	0.76
10	0.83	0.79	0.77	0.83	0.79	0.76	0.82	0.79	0.76	0.81	0.78	0.76	0.81	0.78	0.76	0.75



# ROLED 投光灯

光强数据表(cd)

C/γ(°)	0.0	2.0	4.0	6.0	8.0	10.0	12.0	14.0	16.0
0.0	2158.63	1994.41	1662.14	1252.36	900.13	547.14	395.97	187.16	118.41
30.0	2169.37	2057.34	1737.34	1358.26	959.99	621.57	395.20	230.44	137.59
60.0	2162.47	2058.87	1770.34	1386.34	978.79	643.06	411.93	247.17	144.34
90.0	2154.02	2128.70	1909.23	1535.52	1116.53	725.94	475.01	288.76	165.45
120.0	2160.93	2125.63	1908.46	1528.69	1131.34	739.37	443.54	263.98	152.32
150.0	2149.42	2145.58	1947.60	1613.79	1210.15	807.28	495.72	268.66	152.78
180.0	2158.63	2115.66	1899.26	1530.38	1128.96	739.44	457.43	260.06	154.78
210.0	2169.37	2102.61	1851.68	1469.06	1047.85	674.68	428.04	266.20	154.24
240.0	2162.47	2091.10	1837.87	1447.27	1015.24	670.69	437.40	262.60	150.02
270.0	2154.02	2013.59	1714.32	1294.64	892.15	571.62	362.59	202.66	120.48
300.0	2160.93	2015.90	1725.06	1305.31	893.23	554.05	391.36	188.54	113.19
330.0	2149.42	1947.60	1520.63	1215.14	825.85	491.27	277.71	158.31	101.60
360.0	2158.63	1994.41	1662.14	1252.36	900.13	547.14	395.97	187.16	118.41
C/γ(°)	18.0	20.0	22.0	24.0	26.0	28.0	30.0	32.0	34.0
0.0	82.11	62.85	51.03	42.28	35.91	30.70	26.70	23.33	20.41
30.0	94.23	69.22	54.33	44.74	37.91	33.00	28.55	24.94	21.79
60.0	94.69	68.91	54.41	44.51	37.68	32.54	28.39	25.32	22.33
90.0	102.44	73.28	56.25	45.74	38.75	33.15	28.78	24.71	21.33
120.0	95.54	68.99	52.57	43.13	35.76	30.46	26.40	23.64	21.95
150.0	97.07	70.83	54.87	44.12	36.45	30.70	26.86	23.87	21.49
180.0	98.53	70.14	54.02	44.05	36.60	31.08	27.09	23.87	21.64
210.0	97.84	70.29	53.49	43.97	36.83	32.00	28.01	24.48	21.87
240.0	93.93	68.45	52.80	43.28	36.68	31.69	27.47	24.17	21.56
270.0	81.57	61.01	48.73	40.44	34.53	29.77	26.09	22.64	19.95
300.0	79.19	60.62	48.34	39.83	34.07	29.39	26.01	23.48	20.72
330.0	75.05	58.32	47.50	39.67	33.84	29.54	26.47	23.79	20.49
360.0	82.11	62.85	51.03	42.28	35.91	30.70	26.70	23.33	20.41
C/γ(°)	36.0	38.0	40.0	42.0	44.0	46.0	48.0	50.0	52.0
0.0	17.88	15.73	13.66	12.20	11.05	10.21	9.36	8.75	8.21
30.0	19.03	16.35	14.20	12.74	11.66	10.74	9.90	9.06	8.44
60.0	19.26	16.65	14.58	12.89	11.74	10.67	9.98	9.13	8.36
90.0	18.80	16.58	14.73	13.51	12.66	11.74	10.90	9.13	8.44
120.0	19.88	17.34	15.12	13.28	11.82	10.67	9.59	8.90	8.13
150.0	19.80	17.50	14.96	13.35	11.89	10.51	9.67	8.82	8.21
180.0	18.88	16.27	14.35	12.66	11.43	10.36	9.44	8.67	8.21
210.0	18.80	16.58	14.50	12.97	11.51	10.36	9.52	8.82	8.21
240.0	18.72	16.58	14.43	12.74	11.51	10.44	9.52	8.82	8.21
270.0	17.57	15.58	13.81	12.43	11.36	10.36	9.36	8.67	8.06
300.0	18.19	15.73	13.74	12.20	11.05	10.21	9.52	8.67	8.06
330.0	17.80	15.35	13.35	12.12	10.97	10.05	9.29	8.59	7.90
360.0	17.88	15.73	13.66	12.20	11.05	10.21	9.36	8.75	8.21
C/γ(°)	54.0	56.0	58.0	60.0	62.0	64.0	66.0	68.0	70.0
0.0	7.67	7.14	6.68	6.14	5.37	4.53	3.91	3.30	2.69
30.0	7.83	7.21	6.75	6.37	5.53	4.68	4.07	3.53	2.84
60.0	7.83	7.37	6.75	6.14	5.53	4.53	3.91	3.38	2.76
90.0	7.83	7.37	6.91	6.22	5.45	4.68	3.99	3.45	2.84
120.0	7.67	7.29	6.68	5.99	5.22	4.45	3.91	3.30	2.69
150.0	7.60	7.06	6.68	5.68	5.06	4.45	3.84	3.30	2.69
180.0	7.52	7.06	6.52	5.60	4.83	4.22	3.61	2.99	2.46
210.0	7.67	7.06	6.45	5.60	4.76	4.14	3.61	2.99	2.46
240.0	7.60	7.21	6.52	5.60	4.91	4.22	3.68	3.07	2.46
270.0	7.60	7.06	6.52	5.91	4.83	4.22	3.68	3.07	2.46
300.0	7.44	7.06	6.52	5.76	5.06	4.22	3.68	3.15	2.46
330.0	7.44	6.98	6.45	5.83	5.14	4.22	3.61	3.07	2.46
360.0	7.67	7.14	6.68	6.14	5.37	4.53	3.91	3.30	2.69

# ROLED 投光灯

## 光强数据表(cd)

附页 第 10页 共10页

C/γ(°)	72.0	74.0	76.0	78.0	80.0	82.0	84.0	86.0	88.0
0.0	2.00	1.53	1.07	0.61	0.23	0.15	0.08	0.08	0.00
30.0	2.23	1.61	1.07	0.69	0.31	0.23	0.15	0.08	0.00
60.0	2.23	1.61	1.15	0.69	0.31	0.15	0.15	0.00	0.00
90.0	2.23	1.69	1.15	0.61	0.31	0.15	0.15	0.08	0.00
120.0	2.23	1.61	1.00	0.54	0.23	0.23	0.15	0.00	0.00
150.0	2.07	1.61	1.07	0.54	0.31	0.23	0.08	0.00	0.00
180.0	1.92	1.46	0.92	0.46	0.15	0.08	0.08	0.00	0.00
210.0	1.84	1.46	0.84	0.46	0.15	0.15	0.08	0.08	0.00
240.0	1.92	1.46	0.92	0.54	0.15	0.15	0.08	0.00	0.00
270.0	1.92	1.38	0.92	0.54	0.23	0.15	0.15	0.00	0.00
300.0	2.00	1.46	0.92	0.46	0.23	0.23	0.08	0.00	0.00
330.0	1.92	1.30	0.84	0.46	0.15	0.15	0.08	0.00	0.00
360.0	2.00	1.53	1.07	0.61	0.23	0.15	0.08	0.08	0.00
C/γ(°)	90.0								
0.0	0.00								
30.0	0.00								
60.0	0.00								
90.0	0.00								
120.0	0.00								
150.0	0.00								
180.0	0.00								
210.0	0.00								
240.0	0.00								
270.0	0.00								
300.0	0.00								
330.0	0.00								
360.0	0.00								